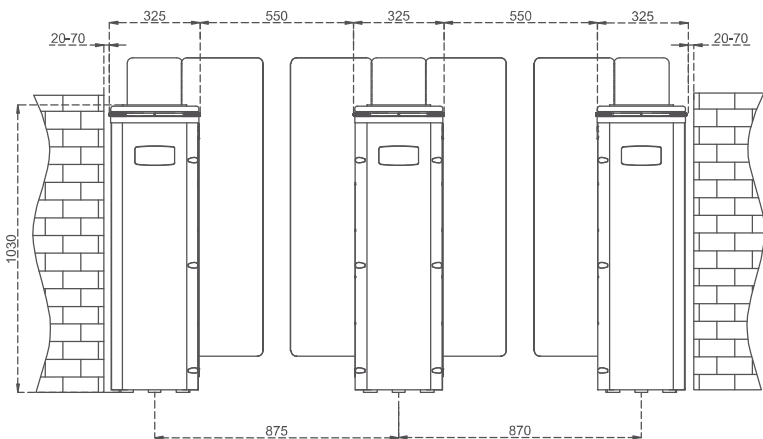
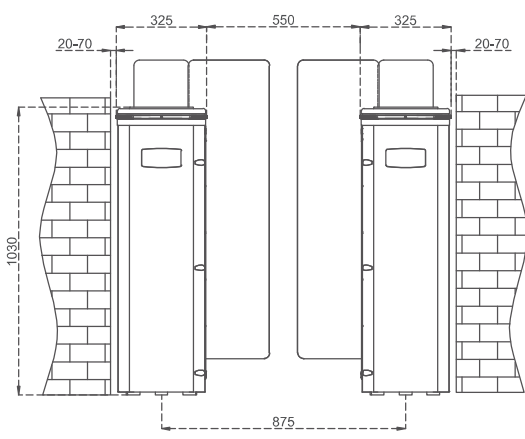




SLIDING GATE 55

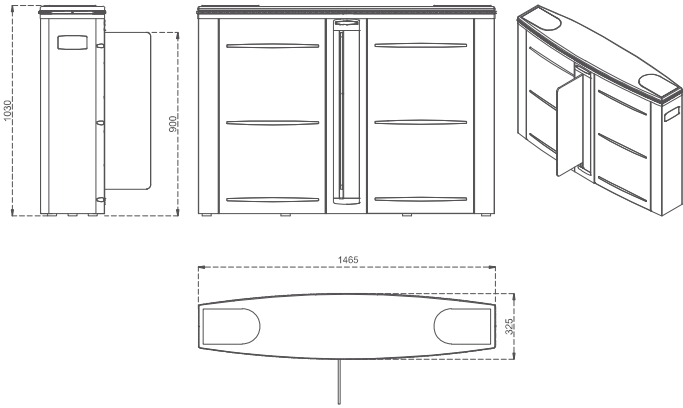


- Power Requirements** : 110/220 V. 60/50 Hz. AC (%±10) 24 V. DC
Single Unit: At standby ~10W. during operation ~39W.
Center Unit: At standby ~20W. during operation ~78W.
- Wing Features** : RGB LED illuminated 12mm impact resistant tempered glass (Opt. polycarbon) wings.
 Glass wing height options: 900 mm - 1200 mm - 2000 mm in standard.
- Body Features** : The body is made of 304-grade (Opt. 316-grade) satin finished stainless steel. Natural granite (Star Galaxy Black Pattern) stone on top is standard feature for a decorative and aesthetical appearance. (Opt. materials and patterns available)
- Operation Temperature, Humidity, IP Rating, MCBF** : -20°C to + 68°C / RH 95% non-condensing / IP 44 indoor model / 1M cycles
- Control System** : All inputs are opto-coupler protected. Compatible with all access control systems that provide dry contact or grounding outputs. Optional RS232/RS485/TCP IP control module is available.
- System Features & Operation** : Electronically controlled rapid wing movement for quick and smooth bi-directional passages. Internal dip switch selectable free passage by photocell detection, restricted access, controlled access on both or single direction modes are built in features.
- Emergency Mode** : System allows free passage in emergency mode and in case of power failure (powered by internal back-up battery).
- Flow Rate** : Wing opening speed/time: 0,5 sec. wing closing speed/time: 0,5 sec.
 Nominal: ~30 - 60 passages/minute (recommended reference figure).
 *Utilisation of different access control units can change the flow rate.
- Standard Features** : Dot matrix direction and status indicators, natural granite top lid, stainless steel and acrylic reader cover plates for both directions.
- Optional Accessories and Applications** : Tempered glass side (lateral) panels, remote control unit, interface unit for PC, RS485, RS232 and LAN, counter, audio-messaging system, alarm sensor, floor mounting plate, coin slot/intelligent coin system and coin box, separator, card reader pole.
- Note** : A passage lane consists of min. 2 pieces of single units facing each other.

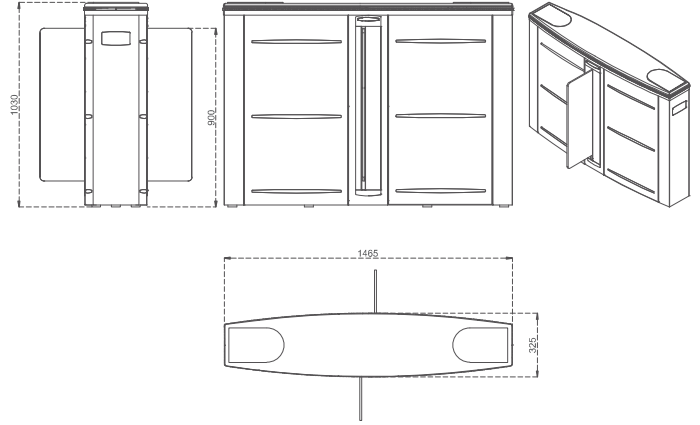


**Design and specifications are subject to change without notice. *All dimensions are in millimeters (mm).*

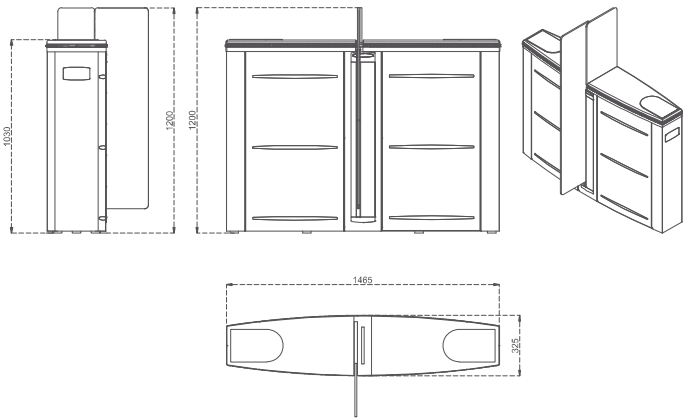
SG55S
Glass Wing Height: 900 mm



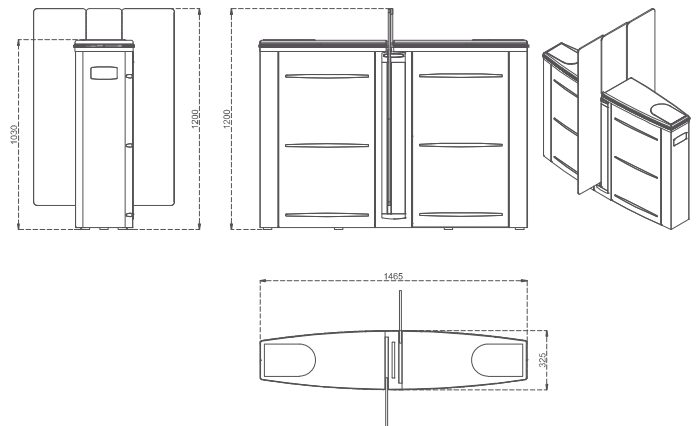
SG55C
Glass Wing Height: 900 mm



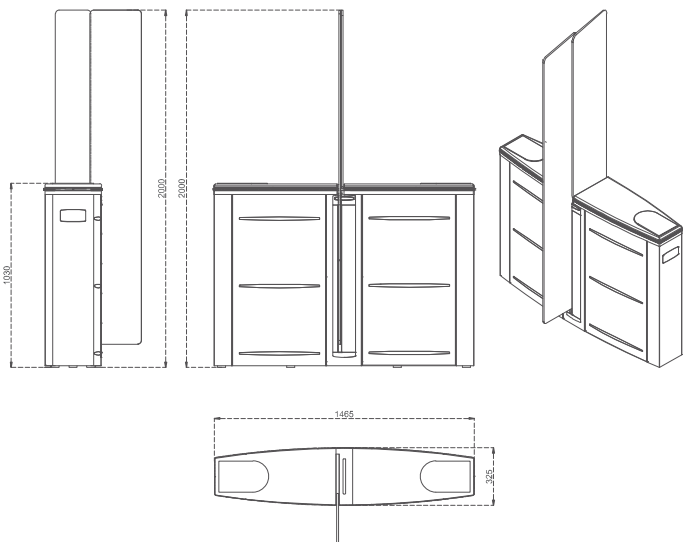
SG55M-S
Glass Wing Height: 1200 mm



SG55M-C
Glass Wing Height: 1200 mm



SG55T-S
Glass Wing Height: 2000 mm



SG55T-C
Glass Wing Height: 2000 mm

